
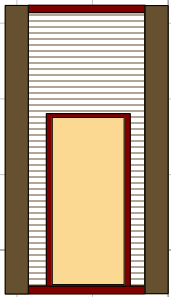
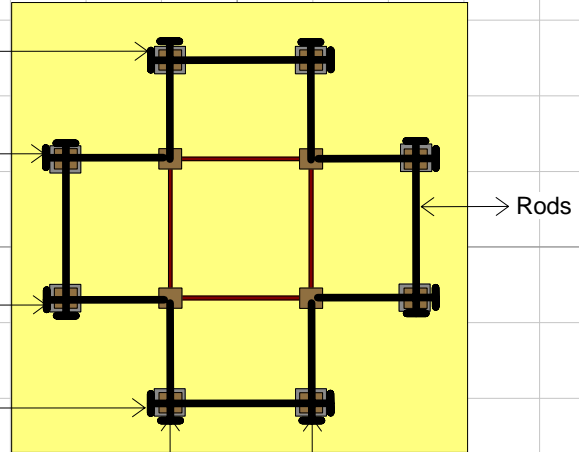
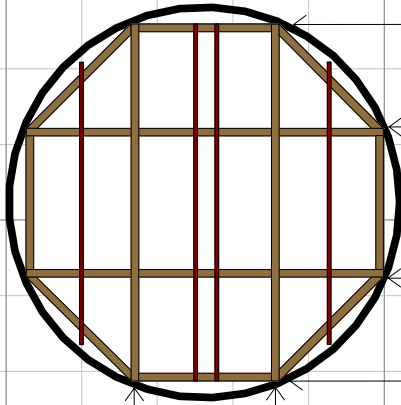
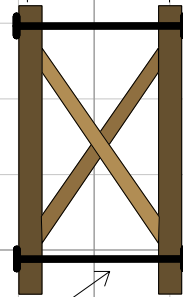


# 125,000 gallons Water Tower 1920 era Enzo Fortuna

520 mm diam. ( 2" )  
 circle of wood or cardstock ( 1mm )  
 1mm x 2mm ( 1/32" x 1/16" ) ( 4 long + 4 short )  
 0,5 mm x 2 mm ( 1/32"x1/32" ) for center (2pieces)



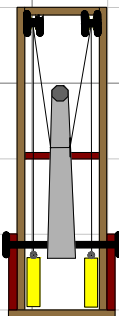
3x3 mm laterals bends  
 ( 0.12" x 0.12" )  
 3 pieces + 1 with door



Bents  
 3x3 mm laterals  
 ( 0.12" x 0.12" )  
 2x2 mm for cross  
 ( 0.08" x 0.08" )

0,2 mm diam- Metal rods  
 ( 0.015" )

2 mm high ( 0.08" )



Chain wells : 2 mm brass ( 0,08" )

Spout frame : 1x1 mm bends ( 0,04"x 0,04" )

Chain : 1 mm ( 0,04" )

Spout : 3 to 1,5 mm brass or aluminium pipe ( 0,12"x 0,06" )

Counter weight : 1,5 x 5 mm ( 0,06"x 0,2" ) brass or lead